











Lesson Study Tools

Find tools that will help you facilitate each phase of the Texas Lesson Study process. The documents with a  are essential to the process.

 <p>0. Prepare</p>	<p>First TXLS Meeting</p> <ul style="list-style-type: none">  Implementation Fidelity Tool* (Think TXLS scope and sequence!) Agenda Template
 <p>1. Examine & Identify</p>	<p>Research Theme Meeting (optional enrichment)</p> <ul style="list-style-type: none"> Research Theme Facilitation Guide Research Theme Exemplars  Template to Capture Work <p>Focus Meeting</p> <ul style="list-style-type: none"> Select a Focus Facilitation Guide Exemplar Focus and Rationale Data Dig Process  Template to Capture Work <p>Theory of Action Meeting</p> <ul style="list-style-type: none"> Theory of Action Facilitation Guide Theory of Action Exemplars
 <p>2. Review & Plan</p>	<p>Review Research Meeting(s)</p> <ul style="list-style-type: none"> Review Research Facilitation Guide Research Collection Tool TXLS Bank of Research <p>Review Instructional Materials Meeting</p> <ul style="list-style-type: none"> Review Instructional Materials Facilitation Guide <p>Examine Unit Plan and Unit Goals Meeting</p> <ul style="list-style-type: none"> Examine the Unit Plan Facilitation Guide  Unit Plan and Goals Template Example Unit Goals and Plan RLA Example Unit Goals and Plan Math  Examine the SEs Facilitation Guide  Know/Show Chart Research Lesson Template



	<p>Identify the Research Lesson for the Lesson Study Observation and Analyze the Research Lesson Goals</p> <ul style="list-style-type: none"> ★ Examine the SEs Facilitation Guide ★ Know/Show Chart Analyze the Research Lesson Goals Slide Deck <p>Design the Exit Ticket and Rubric Meeting</p> <p>Exit Ticket Facilitation Guide</p> <p>Examine the Research Lesson and Plan Instruction</p> <p>Research Lesson Template</p> <p>Introduction Meeting (Facilitation Guide)</p> <p>Posing the Task Meeting (Facilitation Guide)</p> <p>Anticipated Student Responses Meeting (Facilitation Guide)</p> <p>Comparing & Discussing (Facilitation Guide)</p> <p>Summing Up Lesson (Facilitation Guide)</p> <p>Board Plan (Facilitation Guide)</p>
 <p>3. Teach & Observe</p>	<p>Prepare for the Lesson Observation</p> <p>Low-inference Data Collection</p> <p>Knowledgeable Other</p> <p>Teach and Observe the Research Lesson</p> <p>Teach and Observe Slide Deck</p> <ul style="list-style-type: none"> ★ Research Lesson Observation Protocol ★ Observation Log Template Low-inference Data Collection Knowledgeable Other Video Tips
 <p>4. Reflect & Revise</p>	<p>Reflect and Revise Slide Deck</p> <ul style="list-style-type: none"> ★ Teacher Reflection ★ Outside Observer Reflection
 <p>5. Share & Network</p>	<p>Share and Network Slide Deck</p> <p>Conference and Publication Database</p>